

REVISION		BY	DATE
REV	DESCRIPTION	SS	27-SEPT-18
A	INITIAL RELEASE		

D

C

B

A

6. PARTS ARE SYMMETRICAL ABOUT CENTER LINES UNLESS OTHERWISE NOTED.  
5. YOKE MOUNT ATTACHMENT POINT, M8 THREAD, 2 PLACES.  
4. THE SPEAKER IS SHOWN FOR CLARITY, SPEAKER AND MOUNTING YOKE ARE SOLD SEPARATLY.  
3. DIMENSIONS ARE IN MILLIMETERS [INCH].  
2. TOLERANCES (MM): X ± 3, ANGLES: ± 1°.  
1. NET WEIGHT APPROXIMATLY; 5.0 LBS [2.3 KG] (YOKE), 26.0 LBS [11.8 KG] (SPEAKER AND YOKE)

NOTES: UNLESS OTHERWISE SPECIFIED

4 X 8,4 X 25,4 SLOT  
[.33] [1.00]  
FULL R TYP.

2X Ø 10,5  
[.41]  
2X 11,0 x 7,0 SLOT  
[.43] [.28]  
FULL R TYP.

Ø 13,0  
[.51]

2X Ø 15,0  
[.59]

90,6  
[3.57]

326,0  
[12.83]

272,8  
[10.74]

10,0  
[.39]

2X 45,0  
[1.77]

130,0  
[5.12]

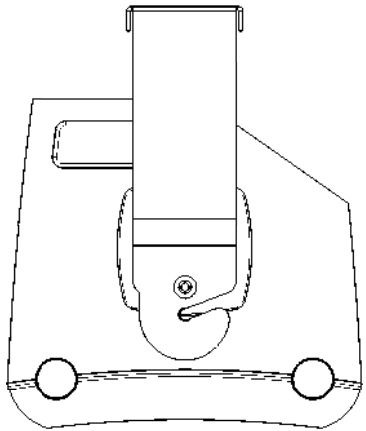
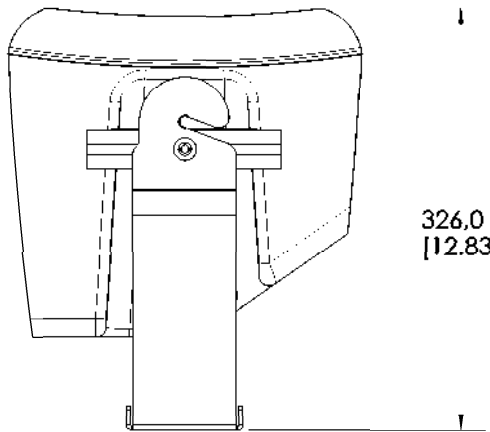
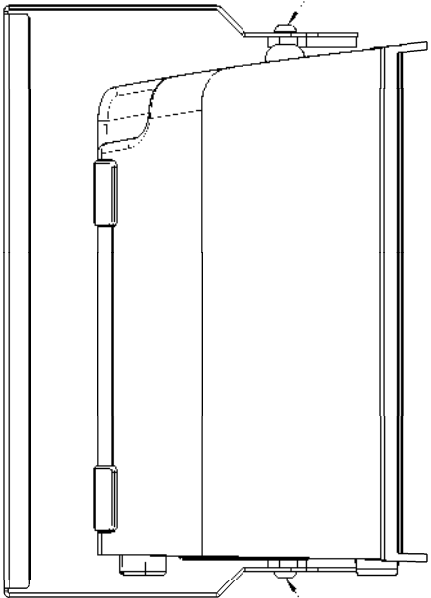
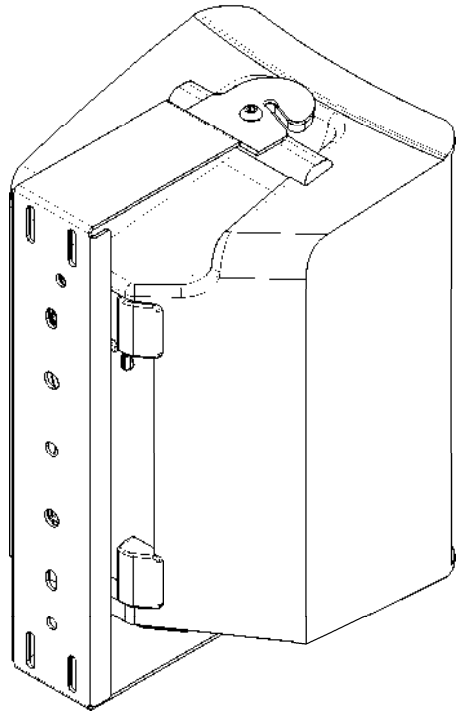
247,0  
[9.72]

330,0  
[12.99]

403,4  
[15.88]

5

5



UNLESS OTHERWISE SPECIFIED DIMENSIONS ARE IN MM [IN] TOLERANCES ARE: DECIMALS ANGLES .X ± 3 [.12] ± 1°	
MATERIAL	N/A
FINISH	N/A
DO NOT SCALE DRAWING	
PROJECTION SYMBOL	

CAD GENERATED DRAWING DO NOT MANUALLY UPDATE	
APPROVALS	
DRAWN BY	S. STASIAK
MECH ENGINEER	T. AMUNSDON
TECH DIRECTOR	R. VAUCHER
MFG ENGINEER	C. YOMOGIDA



QSC, LLC  
1675 MACARTHUR BOULEVARD  
COSTA MESA, CA 92626 USA

FINISHED GOOD,  
ACCESSORY, CP8YM-BK,  
CP8 YOKE MOUNT

SIZE	CAGE CODE	DWG. NO.	REV
B	00PW4	FG-901265-2D	A
SCALE: 1:6		CAD FILE: FG-901265-2D.A.2	SHEET: 1 OF 1